

MEGA CASH DIVIDEND

CASHLK

FACTSHEET (MARKETING DOCUMENT)

As of 31.03.25

SYNTHETIC RISK AND REWARD INDICATOR (SRRI)



INFO

Issue date	2021-12-17
Last Trading day	Open-end
Currency	CHF
Dividend	Accumulated
ISIN	CH1121318872
Bloomberg	BT166057 Corp
Benchmark	MSCI World Acc (USD)
SIX symbol	CASHLK
Classification	Tracker Certificate

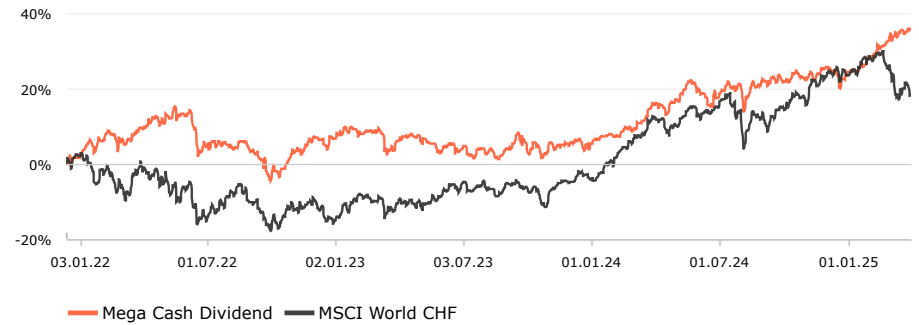
FEES

Management fees	0.7%
Distribution fees	-
Rebalancing fees	0.1%
Performance fees	-

INVESTMENT OBJECTIVES

The Themes Trading Mega Cash Dividends certificate invests into high quality global companies with above-average dividend yields and a maintainable dividend policy. 100% of the net dividends received will be distributed in cash on a quarterly basis.

CUMULATIVE & ANNUALISED PERFORMANCE



NET PERFORMANCE IN USD (net of fees) in %

	Cumulative		Annualised	
	Certificate	MSCI World CHF	Certificate	MSCI World
YTD	9.40	-4.22	-	-
1 month	1.78	-6.26	-	-
3 months	9.40	-4.22	-	-
6 months	11.81	2.88	-	-
1 year	17.61	5.38	17.61	5.38
2 years	28.16	30.76	13.21	14.35
Total Return	36.10	20.18	9.69	5.67

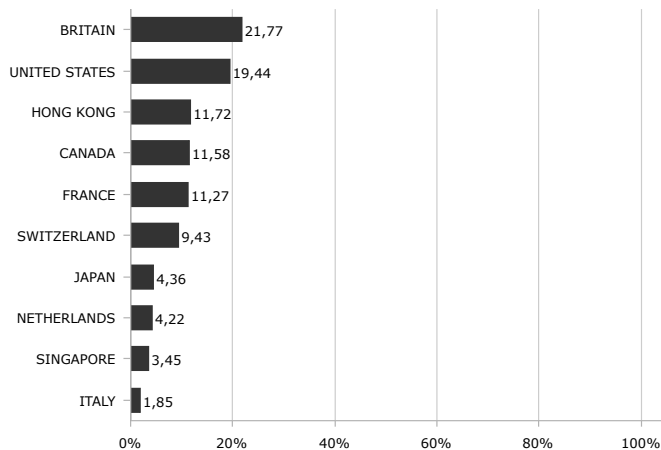
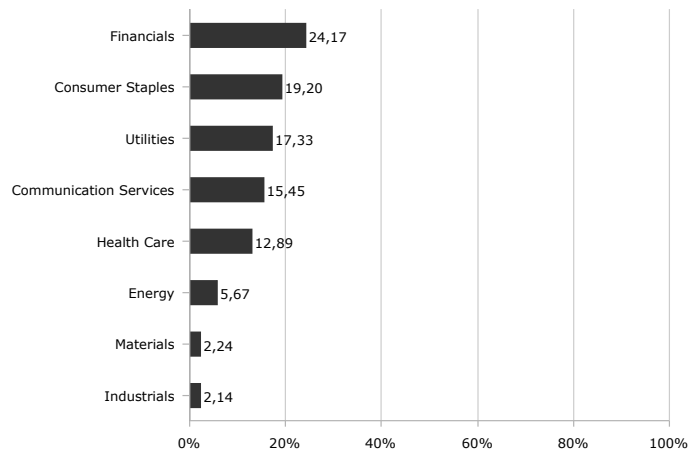
The figures shown relate to past performance. Past performance is not a reliable indicator of current or future results and should not be the sole factor of consideration when selecting a product or strategy. Certificate and Benchmark performance displayed in CHF. Performance is shown on a Net Asset Value (NAV) basis, with gross income reinvested where applicable. The return of your investment may increase or decrease as a result of currency fluctuations if your investment is made in a currency other than that used in the past performance calculation.

STATISTICS Last 12 months (or less if inception < 12 months)

	Annualised	
	Certificate	MSCI World CHF
Volatility	10.29%	13.95%
Sharpe Ratio	3.17	0.48
Max Drawdown	-6.90%	-12.46%
Correlation	0.41	-
Tracking Error	13.59%	-

MONTHLY RETURNS (net of fees) in %

	Jan	Feb	Mar	Apr	May	Jun	Jul	Aug	Sep	Oct	Nov	Dec	Annual
2025	3.39	3.96	1.78										9.40
2024	1.75	1.79	6.00	1.30	2.34	-2.00	2.10	1.54	-0.14	0.36	2.93	-1.07	18.02
2023	1.73	-0.15	-2.00	1.29	-4.27	1.05	0.07	-0.18	0.93	-1.18	1.57	0.09	-1.20
2022	4.65	-0.68	3.51	1.26	1.87	-7.39	0.66	-1.35	-7.76	7.42	4.17	-0.33	5.00
2021												1.60	1.60

GEOGRAPHICAL BREAKDOWN**SECTOR BREAKDOWN** (% of asset)**TOP 10 HOLDINGS IN %**

HKT TRUST AND HKT LTD-SS	6.12
POWER ASSETS HOLDINGS LTD	5.61
EMERA INC	4.99
CME GROUP INC	4.67
ALTRIA GROUP INC	4.53
IMPERIAL BRANDS PLC	4.44
TAKEDA PHARMACEUTICAL CO LTD	4.36
NESTLE SA-REG	3.74
TESCO PLC	3.60
DBS GROUP HOLDINGS LTD	3.45
Total	45.51

Data Source: Swissquote Bank Ltd.

The content of this document represents marketing material and has not been submitted to nor approved by any supervisory authority. The present document is provided for information purposes only and should in no event be construed as an offer, a piece of advice or a recommendation to buy or sell a particular security or to engage in any transaction whatsoever. The information contained in the present document was produced by Swissquote Bank Ltd as per the date stated and may be subject to change without prior notification. The latest version of the Termsheet of the product available on Swissquote Bank Ltd website must be read before investing. Furthermore, nothing in the present document constitutes a representation that any investment strategy or recommendation contained herein is suitable or appropriate to you or otherwise constitutes a personal recommendation. Investments in securities are subject to certain risks. The price of securities may go down as well as up. Fluctuations in foreign exchange rates can also alter the value of securities. The future performance of a security cannot be guaranteed by past performance. Investment in certain types of securities might be subject to restrictions. Neither Swissquote Bank Ltd, its directors, officers, employees, agents or shareholders, nor third party information providers, their directors, officers, employees, agents or shareholders accept liability for any transaction, result, gain, loss or damage, be they direct or indirect, arising from the use of the present document or from the risk inherent in financial markets. The present document may not be reproduced in part or in full without the written consent of Swissquote Bank Ltd. The sole place of jurisdiction for all disputes arising out of or in connection with the present document and/or its use is Gland, Switzerland and it shall be exclusively governed by and construed in accordance with Swiss Law.