













DAILY TECHNICAL REPORT

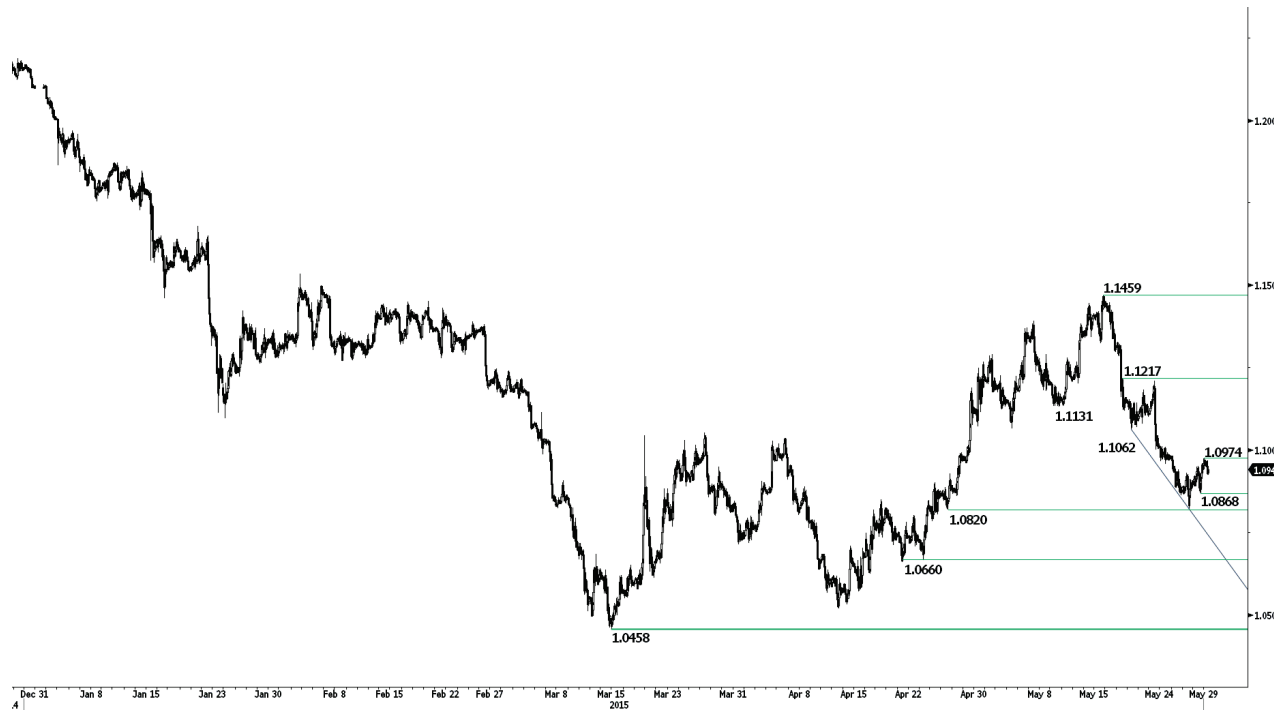
29 May 2015

For more direct Trade Ideas go to: www.swissquote.com/fx/news/sqore

	DIRECTION	TIMEFRAME	STRATEGY / POSITION	ENTRY LEVELS	OBJECTIVE / COMMENTS	STOP	ENTERED
EUR / USD		S-TERM			Await fresh signal.		
GBP / USD		S-TERM			Await fresh signal.		
USD / JPY		S-TERM			Await fresh signal.		
USD / CHF		S-TERM			Await fresh signal.		
USD / CAD		S-TERM			Await fresh signal.		
AUD / USD		S-TERM			Await fresh signal.		
GBP / JPY		S-TERM			Await fresh signal.		
EUR / JPY		S-TERM			Await fresh signal.		
EUR / GBP		S-TERM			Await fresh signal.		
EUR / CHF		S-TERM			Await fresh signal.		
GOLD (in USD)		S-TERM			Await fresh signal.		
SILVER (in USD)		S-TERM			Await fresh signal.		

Please note: None of the strategies below represent trading advice or trading recommendations of any kind. Please refer to our full disclaimer.

EUR / USD



For more direct Trade Ideas go to: www.swissquote.com/fx/news/sqore

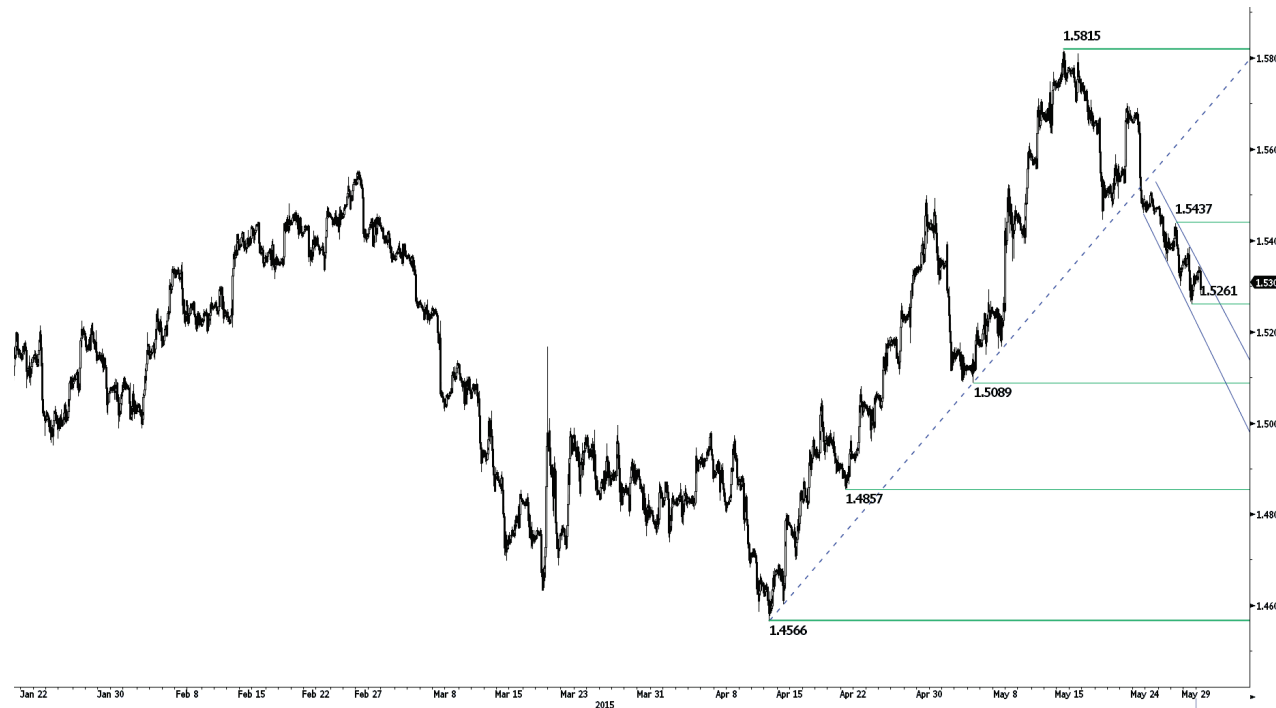
Drifting higher.

- EUR/USD has bounced on the short-term rising trend-line and is now trading between the hourly resistance at 1.0940 (intraday high). Support lies at 1.0868 (28/05/2015 low). Stronger support can be found at 1.0820 (27/04/2015 low) while upper resistance is given at 1.1217 (19/05/2015 high).
- In the longer term, the symmetrical triangle from 2010-2014 favors further weakness towards parity. As a result, we view the recent sideways moves as a pause in an underlying declining trend. Key supports can be found at 1.0504 (21/03/2003 low) and 1.0000 (psychological support). Break to the upside would suggest a test of resistance at 1.1534 (03/02/2015 reaction high).

Yann Quelell | Market Strategist
e-mail: yann.quelell@swissquote.ch

Await fresh signal.

GBP / USD



For more direct Trade Ideas go to: www.swissquote.com/fx/news/sqore

Bouncing lower.

- GBP/USD is declining through a short-term trend-line. Lower lows suggest a downside momentum. Hourly resistance can be found at 1.5437 (27/05/2015 high) and supports is given at 1.5261 (28/05/2015 low).
- In the longer term, the technical structure looks like a recovery bottom whose maximum upside potential is given by the strong resistance at 1.6189 (Fibo 61% entrancement).

Yann Quelell | Market Strategist
e-mail: yann.quelell@swissquote.ch

Await fresh signal.

USD / JPY



For more direct Trade Ideas go to: www.swissquote.com/fx/news/sqore

Consolidating.

- After its sharp increase over the last few days, USD/JPY is now consolidating at around 124.00. We target the resistance at 125.69 (12/06/2002 high). The pair is still bullish as we stay largely above the 200-dma. Hourly support is given at 121.45 (25/05/2015 low).
- A long-term bullish bias is favored as long as the strong support at 115.57 (16/12/2014 low) holds. A gradual rise towards the major resistance at 135.15 (01/02/2002 high) is favored. A key support can be found at 118.18 (16/02/2015 low).

Yann Quelell | Market Strategist
e-mail: yann.quelell@swissquote.ch

Await fresh signal.

USD / CHF



For more direct Trade Ideas go to: www.swissquote.com/fx/news/sqore

Moving sideways.

- USD/CHF has erased the mid-term declining channel at 0.9498 and stays below this level. We target the supports at 0.9287 (22/05/2015 low). Resistance can be given at 0.9573 (29/05/2015 high) and stronger support is at 0.9072 (07/05/2015 low).

- In the long-term, there is no sign to suggest the end of the current downtrend. After failure to break above 0.9448 and reinstate bullish trend. As a result, the current weakness is seen as a counter-trend move. Key support can be found 0.8986 (30/01/2015 low).

Yann Quelell | Market Strategist
e-mail: yann.quelell@swissquote.ch

Await fresh signal.

USD / CAD



For more direct Trade Ideas go to: www.swissquote.com/fx/news/sqore

Trading along the rising trend-line.

- USD/CAD is moving along the rising trend-line . We target the resistance at 1.2570 (15/04/2015 high). A break of the declining channel at around 1.2415 would suggest a reverse in the momentum. Stronger hourly support can be found at 1.2396 (26/05/2015 low).
- In the longer term, the break of the key support at 1.2352 (03/02/2015 low) indicates increasing selling pressures, which favours further medium-term weakness. As a result, a significant top has likely been made at 1.2835 (18/03/2015 high). Support can be found at 1.1731 (06/01/2015 low).

Yann Quelell | Market Strategist
e-mail: yann.quelell@swissquote.ch

Await fresh signal.

AUD / USD



For more direct Trade Ideas go to: www.swissquote.com/fx/news/sqore

Bouncing on the short-term declining channel .

- AUD/USD has bounced on the short-term trend-line and remains well below the 200-dma which confirms selling pressures. Hourly support is given at 0.7618 (28/05/2015 low). Hourly resistance can be found at 0.7674 (intraday high).
- In the long-term, there is no sign to suggest the end of the current downtrend. Key supports stand at 0.7451 (18/05/2009 low) and 0.7000 (psychological threshold). A break of the key resistance at 0.8295 (15/01/2015 high) is needed to invalidate our long-term bearish view.

Yann Quelell | Market Strategist
e-mail: yann.quelell@swissquote.ch

Await fresh signal.

GBP / JPY



For more direct Trade Ideas go to: www.swissquote.com/fx/news/sqore

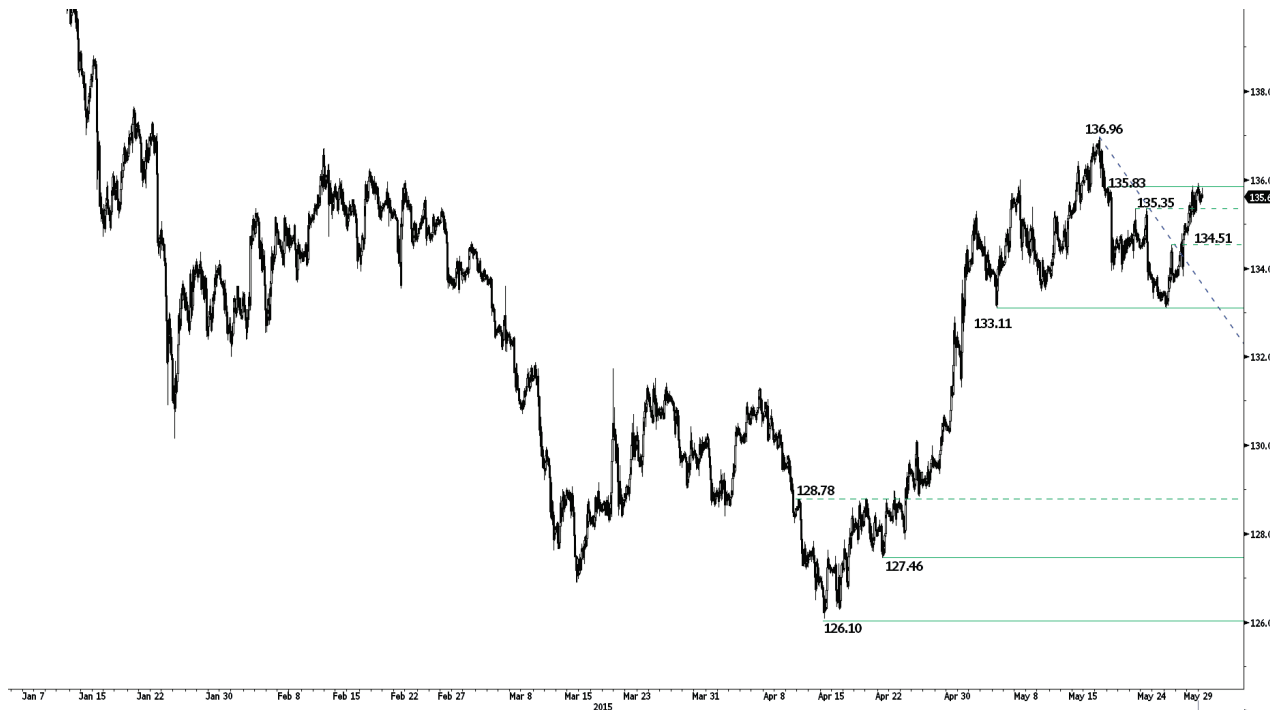
Consolidating.

- GBP/JPY is now pausing after setting a 7-year-high at 190.72 (28/05/2015 high). Hourly support can be found at 187.95 (25/05/2015 low). The one-month rising trend-line seems far.
- In the long-term, the lack of any medium-term bearish reversal pattern favours a bullish bias. The successful test of the strong support at 175.51 (03/02/2015 low) signals persistent buying interest. Key resistances stand at 197.45 (26/09/2008 high). A major support area can be found between 169.51 (11/04/2014 low) and 167.78 (18/03/2014 low).

Yann Quelell | Market Strategist
e-mail: yann.quelell@swissquote.ch

Await fresh signal.

EUR / JPY



For more direct Trade Ideas go to: www.swissquote.com/fx/news/sqore

Consolidating.

- EUR/JPY has broken the short-term declining trend-line and is now consolidating around 135.83 (19/05/2015 high). Stronger support can be found at 133.11 (05/05/2015 low).
- In the longer term, the break of the support at 130.15 validates a medium-term succession of lower highs and lower lows. As a result, the resistance at 149.78 (08/12/2014 high) has likely marked the end of the rise that started in July 2012. Key supports stand at 124.97 (13/06/2013 low) and 118.73 (25/02/2013 low). A key resistance can be found at 136.70 (11/02/2015 high).

Yann Queleonn | Market Strategist
e-mail: yann.queleonn@swissquote.ch

Await fresh signal.

EUR / GBP



For more direct Trade Ideas go to: www.swissquote.com/fx/news/sqore

Approaching the lower bound of the long-term declining channel.

- EUR/GBP is increasing but remains in a medium-term declining channel. A succession of lower highs suggests a weakening momentum. Resistance can be found at 0.7283 (18/05/2015 high) and support is given at 0.7056 (27/05/2015 low).
- In the long-term, prices are in an underlying declining trend. However, the potential successful test of the key support at 0.7089 (03/12/2007 low) and the general oversold conditions suggest a limited medium-term downside potential. A key resistance lies at 0.7592 (03/02/2015 high).

Yann Quelell | Market Strategist
e-mail: yann.quelell@swissquote.ch

Await fresh signal.

EUR / CHF



For more direct Trade Ideas go to: www.swissquote.com/fx/news/sqore

Moving sideways.

- EUR/CHF remains in the range between 1.0305 (07/05/2015 low) and 1.0506 (07/05/2015 high). Nonetheless, the pair approaches the lower bound of its range and will likely test it. Stronger support can be found at 1.0234 (20/04/2015).
- The EUR/CHF is digesting its 15 January sharp decline. A key resistance stands at 1.1002 (02/09/2011 low). The ECB's QE programme is likely to cause persistent selling pressures on the euro, which should weigh on EUR/CHF. Supports can be found at 1.0184 (28/01/2015 low) and 1.0082 (27/01/2015 low).

Yann Quelell | Market Strategist
e-mail: yann.quelell@swissquote.ch

Await fresh signal.

GOLD (in USD)



For more direct Trade Ideas go to: www.swissquote.com/fx/news/sqore

Holding below 1191.

- Gold remains below 1191 (intraday high). Gold is also trading around the 200-day moving average confirming exhaustion in selling pressures. In addition, short-term technical structure suggests an increase of Gold.
- In the long-term, the underlying downtrend (see declining channel) continues to favour a bearish bias. Although the key support at 1132 (07/11/2014 low) has held thus far, a break of the resistance at 1223 is needed to suggest something more than a temporary rebound. A major support can be found at 1045 (05/02/2010 low).

Yann Quelell | Market Strategist
e-mail: yann.quelell@swissquote.ch

Await fresh signal.

SILVER (in USD)



For more direct Trade Ideas go to: www.swissquote.com/fx/news/sqore

Successful breakout of the rising trend-line.

- Silver has broken the rising trend-line and is trading around the 16.75 level. Silver remains now below this rising channel suggesting a short-term decrease. Key resistance can be found at 17.75 (18/05/2015 high). Stronger support is given at 16.55 (28/05/2015 low).
- In the long-term, the break of the major support area between 18.64 (30/05/2014 low) and 18.22 (28/06/2013 low) confirms an underlying downtrend. However, the strong support at 14.66 (05/02/2010 low) has held thus far and prices have then consolidated. A key resistance stands at 18.89 (16/09/2014 high).

Yann Quelell | Market Strategist
e-mail: yann.quelell@swissquote.ch

Await fresh signal.

DISCLAIMER

While every effort has been made to ensure that the data quoted and used for the research behind this document is reliable, there is no guarantee that it is correct, and Swissquote Bank and its subsidiaries can accept no liability whatsoever in respect of any errors or omissions, or regarding the accuracy, completeness or reliability of the information contained herein. This document does not constitute a recommendation to sell and/or buy any financial products and is not to be considered as a solicitation and/or an offer to enter into any transaction. This document is a piece of economic research and is not intended to constitute investment advice, nor to solicit dealing in securities or in any other kind of investments.

Although every investment involves some degree of risk, the risk of loss trading off-exchange forex contracts can be substantial. Therefore if you are considering trading in this market, you should be aware of the risks associated with this product so you can make an informed decision prior to investing. The material presented here is not to be construed as trading advice or strategy. Swissquote Bank makes a strong effort to use reliable, expansive information, but we make no representation that it is accurate or complete. In addition, we have no obligation to notify you when opinions or data in this material change. Any prices stated in this report are for information purposes only and do not represent valuations for individual securities or other instruments.

This report is for distribution only under such circumstances as may be permitted by applicable law. Nothing in this report constitutes a representation that any investment strategy or recommendation contained herein is suitable or appropriate to a recipient's individual circumstances or otherwise constitutes a personal recommendation. It is published solely for information purposes, it does not constitute an advertisement and is not to be construed as a solicitation or an offer to buy or sell any securities or related financial instruments in any jurisdiction. No representation or warranty, either express or implied, is provided in relation to the accuracy, completeness or reliability of the information contained herein, except with respect to information concerning Swissquote Bank, its subsidiaries and affiliates, nor is it intended to be a complete statement or summary of the securities, markets or developments referred to in the report. Swissquote Bank does not undertake that investors will obtain profits, nor will it share with investors any investment profits nor accept any liability for any investment losses. Investments involve risks and investors should exercise prudence in making their investment decisions. The report should not be regarded by recipients as a substitute for the exercise of their own judgment. Any opinions expressed in this report are for information purpose only and are subject to change without notice and may differ or be contrary to opinions expressed by other business areas or groups of Swissquote Bank as a result of using different assumptions and criteria. Swissquote Bank shall not be bound or liable for any transaction, result, gain or loss, based on this report, in whole or in part.

Research will initiate, update and cease coverage solely at the discretion of Swissquote Bank Strategy Desk. The analysis contained herein is based on numerous assumptions. Different assumptions could result in materially different results. The analyst(s) responsible for the preparation of this report may interact with trading desk personnel, sales personnel and other constituencies for the purpose of gathering, synthesizing and interpreting market information. Swissquote Bank is under no obligation to update or keep current the information contained herein and not liable for any result, gain or loss, based on this information, in whole or in part.

Swissquote Bank specifically prohibits the redistribution of this material in whole or in part without the written permission of Swissquote Bank and Swissquote Bank accepts no liability whatsoever for the actions of third parties in this respect. © Swissquote Bank 2014. All rights reserved.