













# DAILY TECHNICAL REPORT

**22 December 2014**

For more direct Trade Ideas go to: [www.swissquote.com/fx/news/sqore](http://www.swissquote.com/fx/news/sqore)

	DIRECTION	TIMEFRAME	STRATEGY / POSITION	ENTRY LEVELS	OBJECTIVE / COMMENTS	STOP	ENTERED
<b>EUR / USD</b>		M-TERM	Short 1 unit	1.2522	Close remaining at 1.2070.	1.2610	16/12/2014
<b>GBP / USD</b>		S-TERM			Await fresh signal.		
<b>USD / JPY</b>		S-TERM			Await fresh signal.		
<b>USD / CHF</b>		M-TERM			Await fresh signal.		
<b>USD / CAD</b>		S-TERM			Await fresh signal.		
<b>AUD / USD</b>		S-TERM			Await fresh signal.		
<b>GBP / JPY</b>		S-TERM			Await fresh signal.		
<b>EUR / JPY</b>		S-TERM			Await fresh signal.		
<b>EUR / GBP</b>		S-TERM			Await fresh signal.		
<b>EUR / CHF</b>		M-TERM			Await fresh signal.		
<b>GOLD (in USD)</b>		S-TERM			Await fresh signal.		
<b>SILVER (in USD)</b>		S-TERM			Await fresh signal.		

Please note: None of the strategies below represent trading advice or trading recommendations of any kind. Please refer to our full disclaimer.

**EUR / USD**



For more direct Trade Ideas go to: [www.swissquote.com/fx/news/sqore](http://www.swissquote.com/fx/news/sqore)

**Hits two-year low**

- EUR/USD has declined further to its support at 1.2247. Hourly resistances for a temporary recovery bounce can be found at 1.2375 (intraday high, previous support) and 1.2423 (19/12/2014 high, see also the 50% retracement).
- In the longer term, EUR/USD is in a downtrend since May 2014. The break of the strong support area between 1.2755 (09/07/2013 low) and 1.2662 (13/11/2012 low) calls for a decline towards the strong support at 1.2043 (24/07/2012 low). As a result, the recent low at 1.2247 is expected to be eventually broken. A key resistance stands at 1.2600 (19/11/2014 high).

Peter Rosenstreich | Head of Market Strategy  
e-mail: [Peter.Rosenstreich@swissquote.ch](mailto:Peter.Rosenstreich@swissquote.ch)

**Short 1 unit at 1.2522, Obj: Close remaining at 1.2070., Stop: 1.2610 (Entered: 2014-12-16)**

**GBP / USD**



For more direct Trade Ideas go to: [www.swissquote.com/fx/news/sqore](http://www.swissquote.com/fx/news/sqore)

**Heading back towards support at 1.5542.**

- GBP/USD has thus far successfully tested its support at 1.5542. Further short-term sideways moves are favoured. An hourly resistance lies at 1.5699 (19/12/2015 high), while a key resistance area stands between 1.5786 and 1.5826.
- In the longer term, the technical structure is negative as long as prices remain below the key resistance at 1.5945 (11/11/2014 high). A conservative downside risk is given by a test of the support at 1.5423 (14/08/2013 low). Another support can be found at 1.5102 (02/08/2013 low).

Peter Rosenstreich | Head of Market Strategy  
e-mail: [Peter.Rosenstreich@swissquote.ch](mailto:Peter.Rosenstreich@swissquote.ch)

**Await fresh signal.**

**USD / JPY**



For more direct Trade Ideas go to: [www.swissquote.com/fx/news/sqore](http://www.swissquote.com/fx/news/sqore)

**Breaks key resistance at 119.56.**

- USD/JPY has bounced sharply after the successful test of the key support at 115.46 (see also the 38.2% retracement) and has now broken the resistance at 119.56. Another resistance stands at 121.85. An hourly support lies at 118.26 (18/12/2014 low), while a key support can be found at 115.46.
- A long-term bullish bias is favoured as long as the key support 110.09 (01/10/2014 high) holds. Key supports to monitor for a medium-term consolidation stand at 115.46 (17/11/2014 low) and 113.17 (04/11/2014 low). Currently, there is no sign to suggest the end of the long-term bullish trend.

Peter Rosenstreich | Head of Market Strategy  
e-mail: [Peter.Rosenstreich@swissquote.ch](mailto:Peter.Rosenstreich@swissquote.ch)

**Await fresh signal.**

**USD / CHF**



For more direct Trade Ideas go to: [www.swissquote.com/fx/news/sqore](http://www.swissquote.com/fx/news/sqore)

**Consolidating after its sharp rise.**

- USD/CHF is consolidating below the key resistance area defined by 0.9848. Hourly supports stand at 0.9805 (intraday low) and 0.9722.
- From a longer term perspective, the technical structure favours a full retracement of the large corrective phase that started in July 2012. As a result, a test of the major resistance area between 0.9972 (24/07/2012 high) and 1.0067 (01/12/2010 high) is expected. A key support can be found at 0.9531 (19/11/2014 low).

Peter Rosenstreich | Head of Market Strategy  
e-mail: [Peter.Rosenstreich@swissquote.ch](mailto:Peter.Rosenstreich@swissquote.ch)

**Await fresh signal.**

**USD / CAD**



For more direct Trade Ideas go to: [www.swissquote.com/fx/news/sqore](http://www.swissquote.com/fx/news/sqore)

**Symmetrical triangle**

- USD/CAD has failed to break the resistance at 1.1674. Coupled with overbought conditions, a short-term consolidation phase is likely underway. Hourly supports can be found at 1.1561 and 1.1516.
- In the longer term, the technical structure looks like a rounding bottom whose minimum upside potential is given by the strong resistance at 1.1725 (08/07/2009 high). The key support at 1.1398 (09/12/2014 low) is likely to cap any price weakness. Another key support can be found at 1.1192 (21/11/2014 low), whereas another resistance is given by the psychological threshold at 1.2000.

Peter Rosenstreich | Head of Market Strategy  
e-mail: [Peter.Rosenstreich@swissquote.ch](mailto:Peter.Rosenstreich@swissquote.ch)

**Await fresh signal.**

**AUD / USD**



For more direct Trade Ideas go to: [www.swissquote.com/fx/news/sqore](http://www.swissquote.com/fx/news/sqore)

**Failing to find demand**

- AUD/USD is trying to bounce. Key resistances can be found at 0.8236 (17/12/2014 high) and 0.8299. An hourly support now lies at 0.8107, while a strong support stands at 0.8067.
- In the long-term, the break of the strong support at 0.8660 (24/01/2014 low) calls for a test of the strong support area between 0.8067 (25/05/2010 low) and 0.7947 (61.8% retracement of the 2009-2011 rise). The key resistance at 0.8376 (11/12/2014 high) is likely to cap any short-term bounce. Another key resistance stands at 0.8615 (27/11/2014 high).

Peter Rosenstreich | Head of Market Strategy  
e-mail: [Peter.Rosenstreich@swissquote.ch](mailto:Peter.Rosenstreich@swissquote.ch)

**Await fresh signal.**



**GBP / JPY**



For more direct Trade Ideas go to: [www.swissquote.com/fx/news/sqore](http://www.swissquote.com/fx/news/sqore)

**Pushing higher.**

- GBP/JPY has broken the resistance area defined by 185.02 (previous support) and by the declining trendline, confirming a strong buying interest. A move towards the key resistance at 189.71 is likely. An hourly resistance lies at 187.83. An hourly support can be found at 184.43 (18/12/2014 low).
- In the long-term, the trend is positive as long as the key support at 178.74 (23/09/2014 high) holds. The recent successful test of the key support area between 181.13 and 180.72 (19/09/2014 high) favours a new phase of strength. A strong resistance stands at 197.45 (24/09/2008 high).

Peter Rosenstreich | Head of Market Strategy  
e-mail: [Peter.Rosenstreich@swissquote.ch](mailto:Peter.Rosenstreich@swissquote.ch)

**Await fresh signal.**

**EUR / JPY**



For more direct Trade Ideas go to: [www.swissquote.com/fx/news/sqore](http://www.swissquote.com/fx/news/sqore)

**Monitor the resistance at 147.03.**

- EUR/JPY has successfully tested the support at 144.79. Even if the break of the short-term symmetrical triangle is supportive, a break of the resistance at 147.03 is needed to improve the short-term technical structure. Another resistance can be found at 148.45, whereas another support lies at 143.35 (12/11/2014 low).
- The long-term technical structure remains positive as long as the key support at 141.23 (19/09/2014 high) holds. The psychological resistance at 150.00 has held thus far, but so has the key support at 144.79. Another resistance stands at 157.00 (08/09/2008 high).

Luc Luyet, CIIA | Senior Market Analyst  
e-mail: [luc.luyet@swissquote.ch](mailto:luc.luyet@swissquote.ch)

**Await fresh signal.**

**EUR / GBP**



For more direct Trade Ideas go to: [www.swissquote.com/fx/news/sqore](http://www.swissquote.com/fx/news/sqore)

**Strong recovery bounce**

- EUR/GBP has recovered after declining sharply near the resistance implied by its declining channel. The support at 0.7833 is challenged yet held. A resistance for a short-term bounce stands at 0.7907 (15/12/2014 low). Another support lies at 0.7799 (06/11/2014 low).
- In the longer term, the major support area between 0.7755 (23/07/2012 low) and 0.7694 (20/10/2008 low) has held thus far. However, as long as prices remain below the resistance area between 0.8034 (25/06/2014 high, see also the 200-day moving average) and 0.8066, the technical structure favours a bearish bias.

Peter Rosenstreich | Head of Market Strategy  
e-mail: [Peter.Rosenstreich@swissquote.ch](mailto:Peter.Rosenstreich@swissquote.ch)

**Await fresh signal.**

**EUR / CHF**



For more direct Trade Ideas go to: [www.swissquote.com/fx/news/sqore](http://www.swissquote.com/fx/news/sqore)

**Digesting its recent sharp rise.**

- EUR/CHF is retracing its recent sharp rise. A gradual full retracement is likely. An hourly support lies at 1.2030. An hourly resistance can be found at 1.2070, while a key resistance stands at 1.2097.
- A break of the resistance area defined by the declining 200-day moving average (around 1.2125) and 1.2140 (07/10/2014 high) is needed to suggest a potential change in the underlying longer-term EUR/CHF bearish trend.
- In September 2011, the SNB put a floor at 1.2000 in EUR/CHF, which will be enforced with the "utmost determination". For the time being, a break of this threshold is unlikely.

Luc Luyet, CIAA | Senior Market Analyst  
e-mail: [luc.luyet@swissquote.ch](mailto:luc.luyet@swissquote.ch)

**Await fresh signal.**

**GOLD (in USD)**



For more direct Trade Ideas go to: [www.swissquote.com/fx/news/sqore](http://www.swissquote.com/fx/news/sqore)

**Consolidating**

- Gold is consolidating above the support at 1186. However, the recent succession of lower highs suggests persistent selling pressures. An hourly resistance lies at 1214 (18/12/2014 high). Other supports stand at 1170 (intraday low) and 1143.
- In the long-term, the move below the strong support at 1181 (28/06/2013 low) confirms the underlying downtrend and opens the way for further declines towards the strong support at 1027 (28/10/2009 low). A break of the strong resistance at 1255 (21/10/2014 high) is needed to invalidate this bearish outlook.

Peter Rosenstreich | Head of Market Strategy  
e-mail: [Peter.Rosenstreich@swissquote.ch](mailto:Peter.Rosenstreich@swissquote.ch)

**Await fresh signal.**

**SILVER (in USD)**



For more direct Trade Ideas go to: [www.swissquote.com/fx/news/sqore](http://www.swissquote.com/fx/news/sqore)

**Bouncing.**

- Silver is bouncing after the break of the support at 16.08. Despite the break of the hourly resistance at 16.08 (previous support), the rebound is thus far unimpressive. A resistance stands at 16.64 (16/12/2014 high, see also the 61.8% retracement). Supports stand at 15.52 (intraday low, see also the 61.8% retracement) and 14.42.

- In the long-term, the break of the major support area between 18.64 (30/05/2014 low) and 18.22 (28/06/2013 low) confirms an underlying downtrend. Although the strong support at 14.66 (05/02/2010 low) has held thus far, the lack of any base formation continues to favour a long-term bearish bias. A key resistance lies at 18.00 (23/09/2014 high). Another key support can be found at 11.77 (20/04/2009 low).

Luc Luyet, CIIA | Senior Market Analyst  
e-mail: [luc.luyet@swissquote.ch](mailto:luc.luyet@swissquote.ch)

**Await fresh signal.**

## DISCLAIMER

While every effort has been made to ensure that the data quoted and used for the research behind this document is reliable, there is no guarantee that it is correct, and Swissquote Bank and its subsidiaries can accept no liability whatsoever in respect of any errors or omissions, or regarding the accuracy, completeness or reliability of the information contained herein. This document does not constitute a recommendation to sell and/or buy any financial products and is not to be considered as a solicitation and/or an offer to enter into any transaction. This document is a piece of economic research and is not intended to constitute investment advice, nor to solicit dealing in securities or in any other kind of investments.

Although every investment involves some degree of risk, the risk of loss trading off-exchange forex contracts can be substantial. Therefore if you are considering trading in this market, you should be aware of the risks associated with this product so you can make an informed decision prior to investing. The material presented here is not to be construed as trading advice or strategy. Swissquote Bank makes a strong effort to use reliable, expansive information, but we make no representation that it is accurate or complete. In addition, we have no obligation to notify you when opinions or data in this material change. Any prices stated in this report are for information purposes only and do not represent valuations for individual securities or other instruments.

This report is for distribution only under such circumstances as may be permitted by applicable law. Nothing in this report constitutes a representation that any investment strategy or recommendation contained herein is suitable or appropriate to a recipient's individual circumstances or otherwise constitutes a personal recommendation. It is published solely for information purposes, it does not constitute an advertisement and is not to be construed as a solicitation or an offer to buy or sell any securities or related financial instruments in any jurisdiction. No representation or warranty, either express or implied, is provided in relation to the accuracy, completeness or reliability of the information contained herein, except with respect to information concerning Swissquote Bank, its subsidiaries and affiliates, nor is it intended to be a complete statement or summary of the securities, markets or developments referred to in the report. Swissquote Bank does not undertake that investors will obtain profits, nor will it share with investors any investment profits nor accept any liability for any investment losses. Investments involve risks and investors should exercise prudence in making their investment decisions. The report should not be regarded by recipients as a substitute for the exercise of their own judgment. Any opinions expressed in this report are for information purpose only and are subject to change without notice and may differ or be contrary to opinions expressed by other business areas or groups of Swissquote Bank as a result of using different assumptions and criteria. Swissquote Bank shall not be bound or liable for any transaction, result, gain or loss, based on this report, in whole or in part.

Research will initiate, update and cease coverage solely at the discretion of Swissquote Bank Strategy Desk. The analysis contained herein is based on numerous assumptions. Different assumptions could result in materially different results. The analyst(s) responsible for the preparation of this report may interact with trading desk personnel, sales personnel and other constituencies for the purpose of gathering, synthesizing and interpreting market information. Swissquote Bank is under no obligation to update or keep current the information contained herein and not liable for any result, gain or loss, based on this information, in whole or in part.

Swissquote Bank specifically prohibits the redistribution of this material in whole or in part without the written permission of Swissquote Bank and Swissquote Bank accepts no liability whatsoever for the actions of third parties in this respect. © Swissquote Bank 2014. All rights reserved.