













# DAILY TECHNICAL REPORT

20 October 2014

For more direct Trade Ideas go to: [www.swissquote.com/fx/news/sqore](http://www.swissquote.com/fx/news/sqore)

	DIRECTION	TIMEFRAME	STRATEGY / POSITION	ENTRY LEVELS	OBJECTIVE / COMMENTS	STOP	ENTERED
<b>EUR / USD</b>		S-TERM	Sell limit 2 units	1.2845	Close unit 1 at 1.2710, remaining at 1.2501	1.2911	
<b>GBP / USD</b>		S-TERM			Await fresh signal.		
<b>USD / JPY</b>		S-TERM			Await fresh signal.		
<b>USD / CHF</b>		S-TERM			Await fresh signal.		
<b>USD / CAD</b>		S-TERM			Await fresh signal.		
<b>AUD / USD</b>		S-TERM			Await fresh signal.		
<b>GBP / JPY</b>		S-TERM			Await fresh signal.		
<b>EUR / JPY</b>		S-TERM			Await fresh signal.		
<b>EUR / GBP</b>		M-TERM			Await fresh signal.		
<b>EUR / CHF</b>		S-TERM			Await fresh signal.		
<b>GOLD (in USD)</b>		M-TERM			Await fresh signal.		
<b>SILVER (in USD)</b>		S-TERM			Await fresh signal.		

Please note: None of the strategies below represent trading advice or trading recommendations of any kind. Please refer to our full disclaimer.

**EUR / USD**



For more direct Trade Ideas go to: [www.swissquote.com/fx/news/sqore](http://www.swissquote.com/fx/news/sqore)

**Fading near the resistance at 1.2901.**

- EUR/USD has faded near the resistance at 1.2901. Monitor the hourly support at 1.2706 (16/10/2014 low, see also the rising channel). Another hourly support lies at 1.2625 (15/10/2014 low). An initial resistance can now be found at 1.2845 (16/10/2014 high).
- In the longer term, EUR/USD is in a downtrend since May 2014. The break of the strong support area between 1.2755 (09/07/2013 low) and 1.2662 (13/11/2012 low) has opened the way for a decline towards the strong support at 1.2043 (24/07/2012 low). As a result, the recent strength in EUR/USD is seen as a countertrend move. A key resistance stands at 1.2995 (16/09/2014 high).

Luc Luyet, CIAA | Senior Market Analyst  
e-mail: [luc.luyet@swissquote.ch](mailto:luc.luyet@swissquote.ch)

**Sell limit 2 units at 1.2845, Obj: Close unit 1 at 1.2710, remaining at 1.2501, Stop: 1.2911**

**GBP / USD**



For more direct Trade Ideas go to: [www.swissquote.com/fx/news/sqore](http://www.swissquote.com/fx/news/sqore)

**Monitor the hourly resistance at 1.6127.**

- GBP/USD's bounce is approaching the hourly resistance at 1.6127 (13/10/2014 high). Another resistance can be found at 1.6227. Hourly supports lie at 1.6030 (17/10/2014 low) and 1.5942 (16/10/2014 low).
- In the longer term, the collapse in prices after having reached 4-year highs has created a strong resistance at 1.7192, which is unlikely to be broken in the coming months. Despite the recent short-term bearish momentum, we favour a temporary rebound near the support at 1.5855 (12/11/2013 low). A key resistance lies at 1.6525.

Luc Luyet, CIIA | Senior Market Analyst  
e-mail: [luc.luyet@swissquote.ch](mailto:luc.luyet@swissquote.ch)

**Await fresh signal.**

**USD / JPY**



For more direct Trade Ideas go to: [www.swissquote.com/fx/news/sqore](http://www.swissquote.com/fx/news/sqore)

**Monitor the resistance at 107.59.**

- USD/JPY has bounced near the strong support at 105.44 (02/01/2014 high). Monitor the resistance at 107.59 (see also the 50% retracement). Another resistance lies at 108.74. Hourly supports can now be found at 106.58 (intraday low) and 106.14 (17/10/2014 low).
- A long-term bullish bias is favoured as long as the key support 100.76 (04/02/2014 low) holds. Despite the recent decline near the major resistance at 110.66 (15/08/2008 high), a gradual move higher is eventually favoured. Another resistance can be found at 114.66 (27/12/2007 high). A key support lies at 105.44 (02/01/2014 high).

Luc Luyet, CIAA | Senior Market Analyst  
e-mail: [luc.luyet@swissquote.ch](mailto:luc.luyet@swissquote.ch)

**Await fresh signal.**

**USD / CHF**



**Consolidating.**

- USD/CHF is moving towards the high of its declining channel. Monitor the hourly resistance at 0.9491. Another resistance stands at 0.9562. Supports can be found at 0.9400 (16/10/2014 low) and 0.9368.
- From a longer term perspective, the technical structure favours a full retracement of the large corrective phase that started in July 2012. As a result, the recent weakness is seen as a countertrend move. A key support can be found at 0.9301 (16/09/2014 low). A resistance now lies at 0.9691 (06/10/2014 high).

For more direct Trade Ideas go to: [www.swissquote.com/fx/news/sqore](http://www.swissquote.com/fx/news/sqore)

Luc Luyet, CIIA | Senior Market Analyst  
e-mail: [luc.luyet@swissquote.ch](mailto:luc.luyet@swissquote.ch)

**Await fresh signal.**

**USD / CAD**



For more direct Trade Ideas go to: [www.swissquote.com/fx/news/sqore](http://www.swissquote.com/fx/news/sqore)

**The support at 1.1217 has held thus far.**

- USD/CAD has broken the resistance area between 1.1271 (03/10/2014 high) and 1.1279 (20/03/2014 high). The short-term technical structure is positive as long as the support at 1.1217 holds. An hourly resistance is given by the declining trendline (around 1.1308), while a key resistance can now be found at 1.1385. Another support stands at 1.1161.
- In the longer term, the technical structure looks like a rounding bottom whose minimum upside potential is at 1.1725. The break of the resistance at 1.1279 (20/03/2014 high) confirms this bullish outlook. Strong supports can be found at 1.1072 (02/10/2014 low) and 1.0811 (29/08/2014 low).

Luc Luyet, CIAA | Senior Market Analyst  
e-mail: [luc.luyet@swissquote.ch](mailto:luc.luyet@swissquote.ch)

**Await fresh signal.**

**AUD / USD**



For more direct Trade Ideas go to: [www.swissquote.com/fx/news/sqore](http://www.swissquote.com/fx/news/sqore)

**Moving sideways.**

- AUD/USD is moving sideways within the horizontal range defined by the key support at 0.8643/0.8660 (24/01/2014 low) and the key resistance at 0.8897. An hourly resistance lies at 0.8837 (intraday high), whereas an hourly support can be found at 0.8734 (17/10/2014 low).
- In the long-term, the underlying trend is negative. Despite the recent successful test of the strong support at 0.8660 (24/01/2014 low), the long-term technical structure favours further decline. A key resistance stands at 0.9112 (16/09/2014 high). Another strong support lies at 0.8067 (25/05/2010 low).

Luc Luyet, CIIA | Senior Market Analyst  
e-mail: [luc.luyet@swissquote.ch](mailto:luc.luyet@swissquote.ch)

**Await fresh signal.**



**GBP / JPY**



For more direct Trade Ideas go to: [www.swissquote.com/fx/news/sqore](http://www.swissquote.com/fx/news/sqore)

**Challenging a resistance area.**

- GBP/JPY has bounced sharply near the strong support area between 169.51 (11/04/2014 low) and 167.78 (18/03/2014 low). Monitor the test of the resistance at 173.32 (see also the 38.2% retracement). Hourly supports can be found at 171.25 (intraday low) and 170.21. Another resistance lies at 175.01.
- In the long-term, the trend is positive as long as the strong support area between 169.51 (11/04/2014 low) and 167.78 (18/03/2014 low) holds. However, the sharp reversal near the psychological threshold at 180.00 and the fading 200-day moving average indicate a weakening trend.

Luc Luyet, CIAA | Senior Market Analyst  
e-mail: [luc.luyet@swissquote.ch](mailto:luc.luyet@swissquote.ch)

**Await fresh signal.**

**EUR / JPY**



For more direct Trade Ideas go to: [www.swissquote.com/fx/news/sqore](http://www.swissquote.com/fx/news/sqore)

**Challenging the resistance at 137.07.**

- EUR/JPY bounced sharply near the key support at 134.11. The hourly resistance at 136.65 has been broken and the resistance at 137.07 (10/10/2014 high) is challenged. An hourly support can be found at 135.76 (17/10/2014 low). A key resistance stands at 137.94.
- The long-term technical structure remains positive as long as the key support at 134.11 (20/11/2013 low) holds. However, the break of the support at 135.73 and the declining slope of the 200-day moving average signal a weakening long-term trend. A resistance can be found at 141.23 (19/09/2014 high).

Luc Luyet, CIIA | Senior Market Analyst  
e-mail: [luc.luyet@swissquote.ch](mailto:luc.luyet@swissquote.ch)

**Await fresh signal.**

**EUR / GBP**



For more direct Trade Ideas go to: [www.swissquote.com/fx/news/sqore](http://www.swissquote.com/fx/news/sqore)

**Fading near the strong resistance area between 0.8034 and 0.8066.**

- EUR/GBP has weakened near the strong resistance area between 0.8034 and 0.8066 (10/09/2014 high, see also the declining channel). The hourly support at 0.7936 (15/10/2014 low) has been broken. Monitor the test of the support at 0.7906 (14/10/2014 low). An hourly resistance now lies at 0.7985 (intraday high). Another support can be found at 0.7850 (10/10/2014 low).
- In the longer term, the underlying downtrend favours a test of the major support area between 0.7755 (23/07/2012 low) and 0.7694 (20/10/2008 low) at minimum. A decisive break of the resistance at 0.8034 (25/06/2014 high) is needed to suggest some exhaustion in the medium-term selling pressures.

Luc Luyet, CIIA | Senior Market Analyst  
e-mail: [luc.luyet@swissquote.ch](mailto:luc.luyet@swissquote.ch)

**Await fresh signal.**

**EUR / CHF**



For more direct Trade Ideas go to: [www.swissquote.com/fx/news/sqore](http://www.swissquote.com/fx/news/sqore)

**Remains weak.**

- EUR/CHF is trying to bounce near the low of its rising channel. However, the bounce has thus far been unimpressive. Hourly resistances stand at 1.2080 (15/10/2014 high) and 1.2093. Horizontal supports can be found at 1.2053 (30/09/2014 low) and 1.2045.
- In September 2011, the SNB put a floor at 1.2000 in EUR/CHF, which is unlikely to be broken. As a result, further sideways moves are expected in the medium-term.

Luc Luyet, CIIA | Senior Market Analyst  
e-mail: [luc.luyet@swissquote.ch](mailto:luc.luyet@swissquote.ch)

**Await fresh signal.**

**GOLD (in USD)**



For more direct Trade Ideas go to: [www.swissquote.com/fx/news/sqore](http://www.swissquote.com/fx/news/sqore)

**Short-term succession of higher lows intact.**

- Gold continues to bounce. The resistance at 1242 (see also the 38.2% retracement) is challenged. The short-term momentum is positive as long as the hourly support at 1232 (17/10/2014 low) holds. Another hourly support can be found at 1222 (15/10/2014 low), whereas another resistance stands at 1258 (09/09/2014 high).
- In the long-term, despite the successful test of the strong support at 1181 (28/06/2013 low), the underlying downtrend and the recent 4-year lows in silver favour an eventual break lower. Resistances can be found at 1242 (16/09/2014 high) and 1277 (04/09/2014 high). Other supports can be found at 1157 (28/07/2010 low) and 1045 (05/02/2010 low).

Luc Luyet, CIIA | Senior Market Analyst  
e-mail: [luc.luyet@swissquote.ch](mailto:luc.luyet@swissquote.ch)

**Await fresh signal.**

**SILVER (in USD)**



For more direct Trade Ideas go to: [www.swissquote.com/fx/news/sqore](http://www.swissquote.com/fx/news/sqore)

**Moving sideways.**

- Silver is moving sideways between the support at 17.06 and the resistance at 17.74 (26/09/2014 high). Another support lies at 16.68 (06/10/2014 low), whereas a key resistance stands at 18.00 (23/09/2014 high).
- In the long-term, the break of the major support area between 18.64 (30/05/2014 low) and 18.23 (28/06/2013 low) confirms an underlying downtrend and favours further decline towards the strong support at 14.64 (05/02/2010 low). A resistance lies at 18.88 (09/09/2014 low).

Luc Luyet, CIIA | Senior Market Analyst  
e-mail: [luc.luyet@swissquote.ch](mailto:luc.luyet@swissquote.ch)

**Await fresh signal.**

## DISCLAIMER

While every effort has been made to ensure that the data quoted and used for the research behind this document is reliable, there is no guarantee that it is correct, and Swissquote Bank and its subsidiaries can accept no liability whatsoever in respect of any errors or omissions, or regarding the accuracy, completeness or reliability of the information contained herein. This document does not constitute a recommendation to sell and/or buy any financial products and is not to be considered as a solicitation and/or an offer to enter into any transaction. This document is a piece of economic research and is not intended to constitute investment advice, nor to solicit dealing in securities or in any other kind of investments.

Although every investment involves some degree of risk, the risk of loss trading off-exchange forex contracts can be substantial. Therefore if you are considering trading in this market, you should be aware of the risks associated with this product so you can make an informed decision prior to investing. The material presented here is not to be construed as trading advice or strategy. Swissquote Bank makes a strong effort to use reliable, expansive information, but we make no representation that it is accurate or complete. In addition, we have no obligation to notify you when opinions or data in this material change. Any prices stated in this report are for information purposes only and do not represent valuations for individual securities or other instruments.

This report is for distribution only under such circumstances as may be permitted by applicable law. Nothing in this report constitutes a representation that any investment strategy or recommendation contained herein is suitable or appropriate to a recipient's individual circumstances or otherwise constitutes a personal recommendation. It is published solely for information purposes, it does not constitute an advertisement and is not to be construed as a solicitation or an offer to buy or sell any securities or related financial instruments in any jurisdiction. No representation or warranty, either express or implied, is provided in relation to the accuracy, completeness or reliability of the information contained herein, except with respect to information concerning Swissquote Bank, its subsidiaries and affiliates, nor is it intended to be a complete statement or summary of the securities, markets or developments referred to in the report. Swissquote Bank does not undertake that investors will obtain profits, nor will it share with investors any investment profits nor accept any liability for any investment losses. Investments involve risks and investors should exercise prudence in making their investment decisions. The report should not be regarded by recipients as a substitute for the exercise of their own judgment. Any opinions expressed in this report are for information purpose only and are subject to change without notice and may differ or be contrary to opinions expressed by other business areas or groups of Swissquote Bank as a result of using different assumptions and criteria. Swissquote Bank shall not be bound or liable for any transaction, result, gain or loss, based on this report, in whole or in part.

Research will initiate, update and cease coverage solely at the discretion of Swissquote Bank Strategy Desk. The analysis contained herein is based on numerous assumptions. Different assumptions could result in materially different results. The analyst(s) responsible for the preparation of this report may interact with trading desk personnel, sales personnel and other constituencies for the purpose of gathering, synthesizing and interpreting market information. Swissquote Bank is under no obligation to update or keep current the information contained herein and not liable for any result, gain or loss, based on this information, in whole or in part.

Swissquote Bank specifically prohibits the redistribution of this material in whole or in part without the written permission of Swissquote Bank and Swissquote Bank accepts no liability whatsoever for the actions of third parties in this respect. © Swissquote Bank 2014. All rights reserved.